

# Pinecone Bird Feeder



## You Will Need:

A helpful adult

Your favorite nut butter

Pinecone

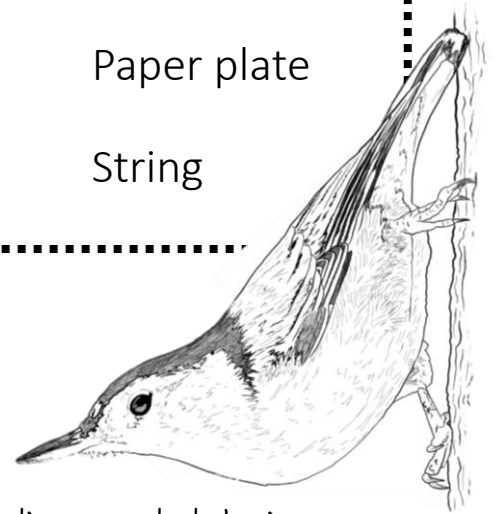

Black oil sunflower seeds

Paper plate

Butterknife

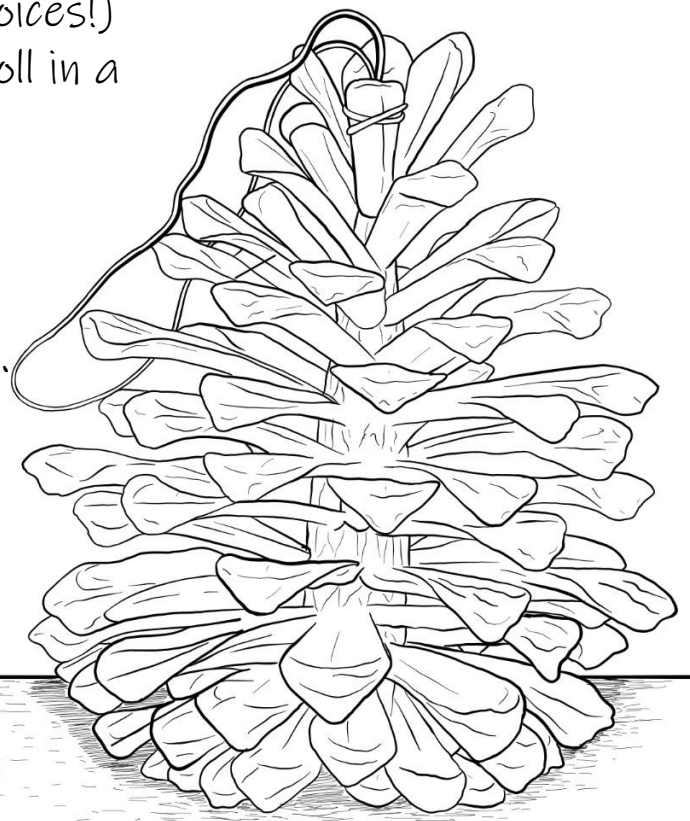
Cracked Corn

String




## Instructions:

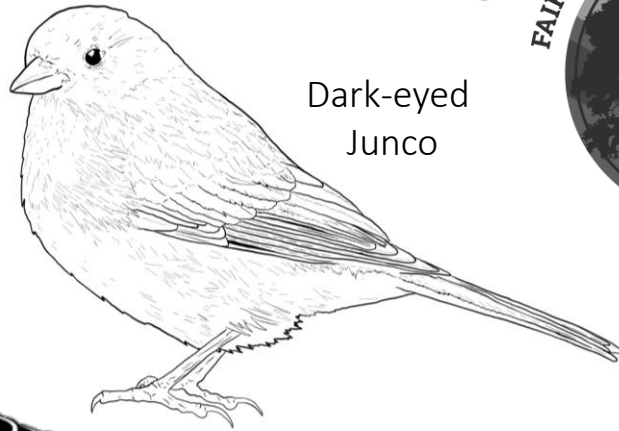
- 1) Collect some pinecones! Be sure to clean off all dirt and debris.
- 2) Tie a piece of string near the top of the pinecone, leaving the ends loose.
- 3) Place the pinecone on plate. Using a butterknife, generously coat the pinecone in your choice of nut butter (peanut butter or sunflower butter are both great choices!)
- 4) Holding the pinecone by the string, roll in a mixture of black oil sunflower seed and cracked corn.
- 5) Allow to dry for a couple hours.
- 6) At home, tie the pinecone around a tree branch for your bird neighbors.
- 7) Watch to see the birds enjoying your feeder!



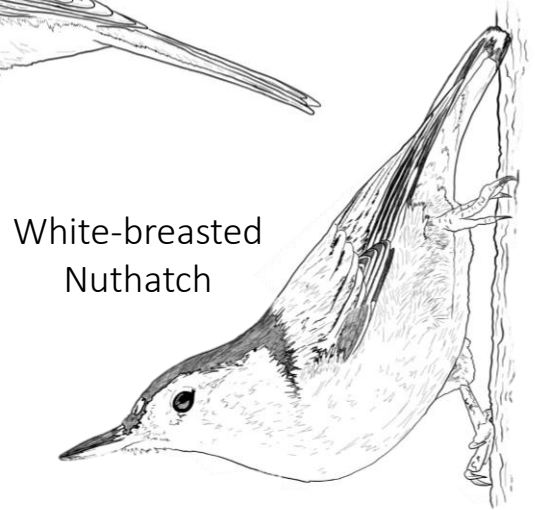
These birds love to visit bird feeders.  
Look for them in your own backyard!




Mourning  
Dove




Dark-eyed  
Junco



White-breasted  
Nuthatch



Northern  
Cardinal



Tufted  
Titmouse



Downy  
Woodpecker



Blue Jay



Chickadee